



NTID300.3

COMMUNITY NOISE

DECEMBER 31, 1971

U.S. Environmental Protection Agency
Washington, D.C. 20460

COMMUNITY NOISE

DECEMBER 31, 1971

Prepared by

**WYLE LABORATORIES
under
CONTRACT 68-04-0046**

for the

**U.S. Environmental Protection Agency
Office of Noise Abatement and Control
Washington, D.C. 20460**

This report has been approved for general availability. The contents of this report reflect the views of the contractor, who is responsible for the facts and the accuracy of the data presented herein, and do not necessarily reflect the official views or policy of EPA. This report does not constitute a standard, specification, or regulation.

**U.S. Environmental Protection Agency
Region 5, Library (PL-12J)
77 West Jackson Boulevard, 12th Floor
Chicago, IL 60604-3590**

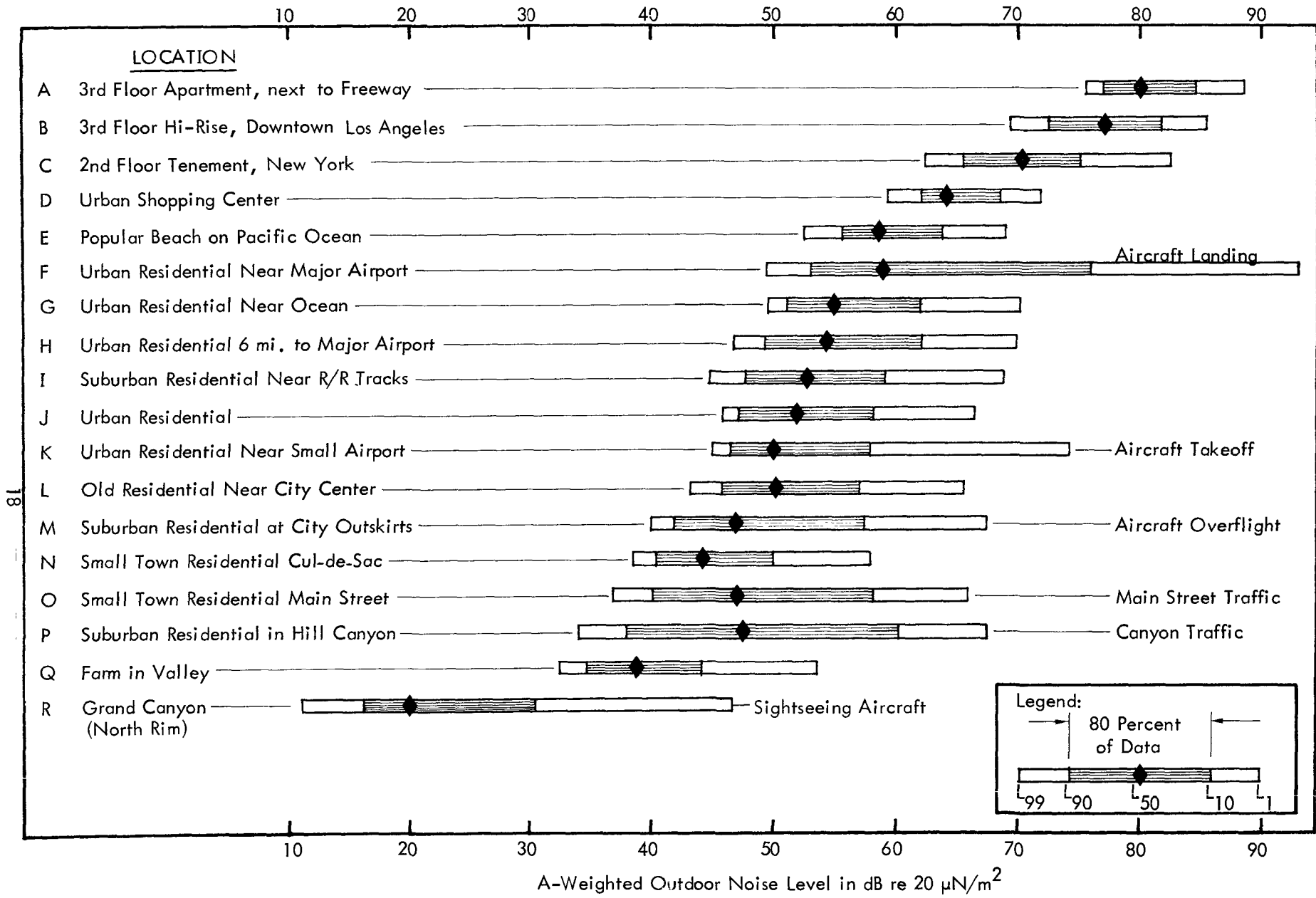


Figure 7. Daytime Outdoor Noise Levels Found in 18 Locations Ranging Between the Wilderness and the Downtown City, with Significant Intruding Sources Noted. Data are Arithmetic Averages of the 12 Hourly Values in the Daytime Period (7:00 a.m. - 7:00 p.m.) of the Levels Which are Exceeded 99, 90, 50, 10 and 1 Percent of the Time

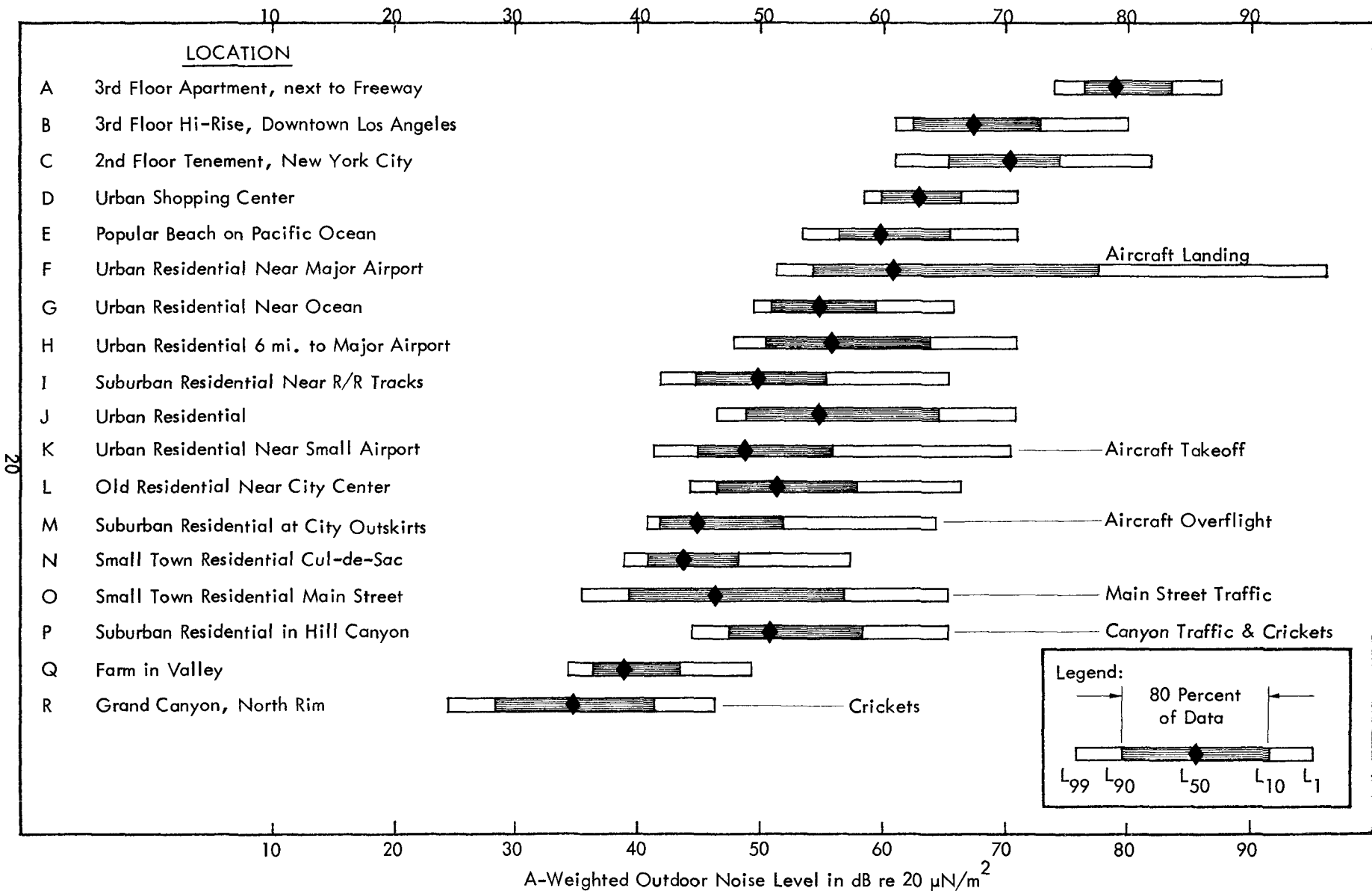


Figure 8. Evening Outdoor Noise Levels Found in 18 Locations Ranging Between the Wilderness and the Downtown City, with Significant Intruding Sources Noted. Data are Arithmetic Averages of the 3 Hourly Values in the Evening Period (7:00 p.m. - 10:00 p.m.) of the Levels Which are Exceeded 99, 90, 50, 10 and 1 Percent of the Time

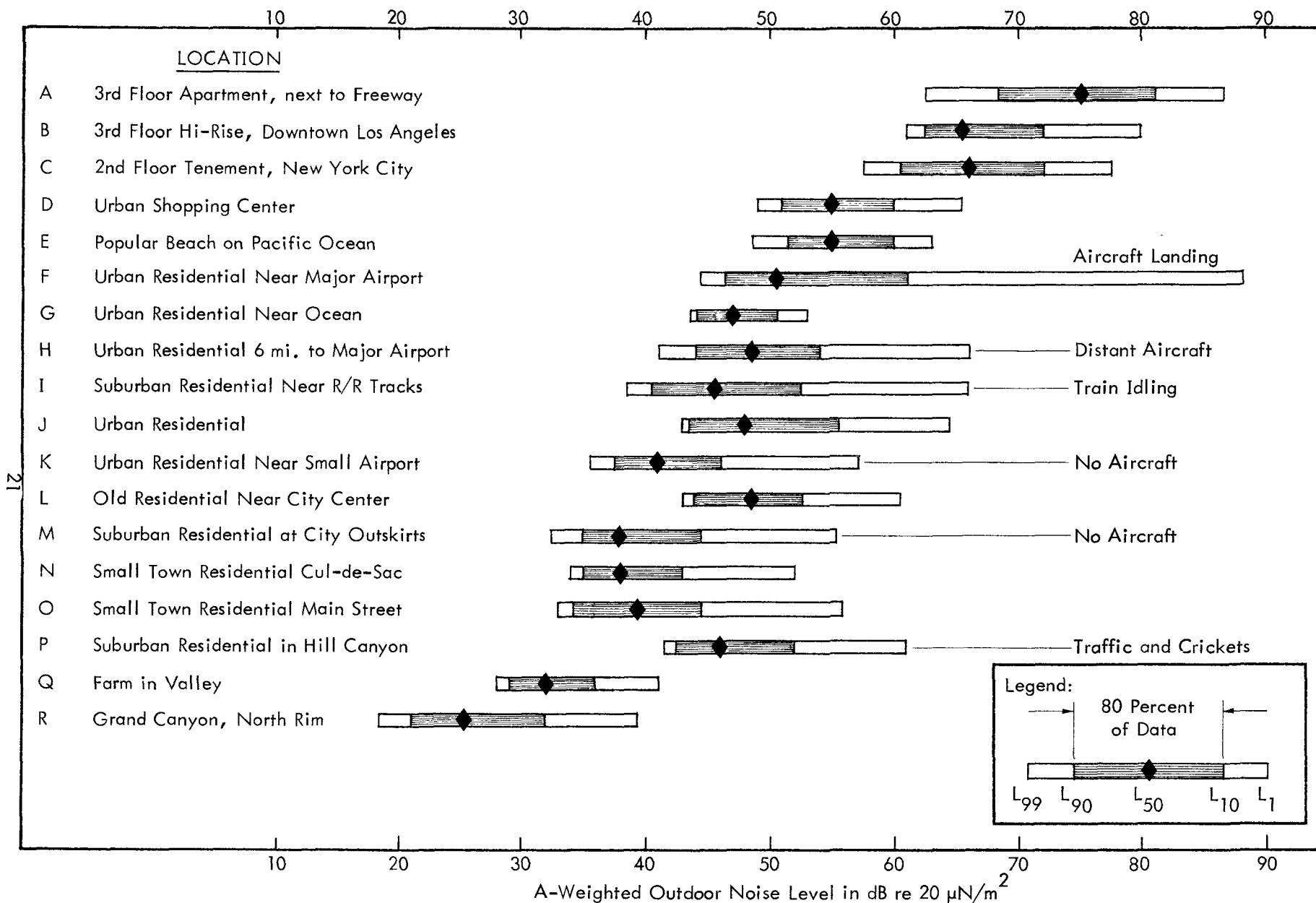


Figure 9. Nighttime Outdoor Noise Levels Found in 18 Locations Ranging Between the Wilderness and the Downtown City, with Significant Intruding Sources Noted. Data are Arithmetic Averages of the 9 Hourly Values in the Nighttime Period (10:00 p.m. - 7:00 a.m.) of the Levels Which are Exceeded 99, 90, 50, 10 and 1 Percent of the Time