

SWIS Facility/Site Search

The Solid Waste Information System (SWIS) database contains information on solid waste facilities, operations, and disposal sites throughout the State of California. The types of solid waste activities found in this database include landfills, transfer stations, composting sites, in-vessel digestion sites, engineered municipal solid waste conversion facilities, transformation facilities, and closed disposal sites. For each site, the database contains information about the location, land owner, operator, activity type, regulatory and operational status, authorized waste types, local enforcement agency, inspections and enforcement action records.

Site (Name, SWIS Number, AKA) ⓘ

Agency (Name, LEA, EA, County, #) ⓘ


County




Site Operational Status

Site Regulatory Status

 [SWIS Facility/Site Activity Search](#)

 [SWIS Facility/Site Data Exports](#) ⓘ

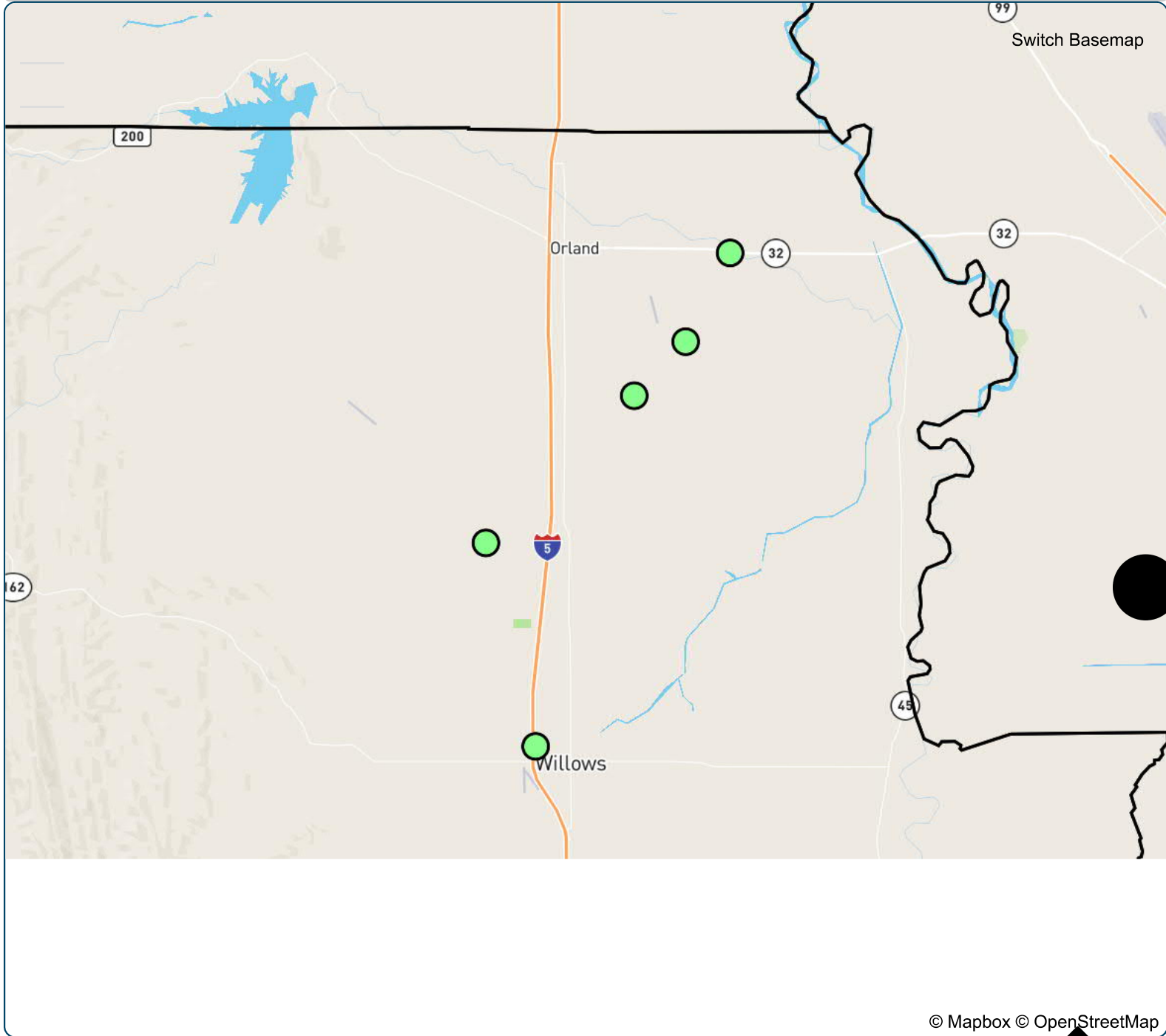
 Export to Excel

	SWIS Number ↑	Site Name	Site Operational Status	Site Regulatory Status	County
	11-AA-0019	Valley Gold Compost	Active	Notification	Glenn
	11-AA-0034	Compost Solutions, Inc.	Active	Permitted	Glenn
	11-AA-0035	Caltrans Maintenance	Active	Notification	Glenn

	SWIS Number ↑	Site Name	Site Operational Status	Site Regulatory Status	County
→	11-AA-0037	California Olive Ranch Composting Trial	Active	Notification	Glenn
→	11-AA-0038	K & S Spreading	Active	Notification	Glenn

[⏪](#)
[⏩](#)

[▶](#)
[▶▶](#)
 items per page
 1 - 5 of 5 items [↻](#)



© Mapbox © OpenStreetMap

SWIS Facility/Site Activity Details

Glenn County Landfill Site (11-AA-0001)

[Summary](#)

[Details](#)

[Activities](#) 1

[Inspections](#) 331

[Enforcement Actions](#) 14

[Documents](#) 134

Activity

Solid Waste Landfill

Classification

Solid Waste Facility

Category

Disposal

Operational Status

Closing

Regulatory Status

Permitted

Ceased Operation Date

10/14/2019

Closure Type

Estimated

Inspection Frequency

Monthly

Max. Permitted Throughput

200

Volume Unit Type

Tons per day

Remaining Capacity

866,521

Remaining Capacity Date

2/28/2015

Max. Permit Capacity

2,400,000

Capacity Unit Type

Cubic Yards

Total Acreage

356.00

Disposal Acreage

83.00

Permitted Elevation

342

Elevation Type

MSL

Permitted Depth

192

Depth Type

MSL

WDR Landfill Class

III

Waste Types

Tires

Mixed municipal

Inert

Industrial

Dead Animals

Construction/demolition

Agricultural

CalRecycle Contact: [Janelle Heinzler](#) (916) 341-6455

[← Back](#)



SWIS Facility/Site Activity Details

Valley Gold Compost (11-AA-0019)

[Summary](#)

[Details](#)

[Activities](#) 1

[Inspections](#) 87

[Enforcement Actions](#) 0

[Documents](#) 5

Activity

Agricultural Material Composting Operation

Classification

Solid Waste Operation

Category

Composting

Operational Status

Active

Regulatory Status

Notification

Ceased Operation Date

--

Closure Type

--

Inspection Frequency

Quarterly

Max. Permitted Throughput

4,000

Volume Unit Type

Cubic Yards

Remaining Capacity

--

Remaining Capacity Date

--

Max. Permit Capacity

4,000

Capacity Unit Type

Cubic Yards per year

Total Acreage

--

Disposal Acreage

--

Permitted Elevation

--

Elevation Type

--

Permitted Depth

--

Depth Type

--

WDR Landfill Class

--

Waste Types

Green Materials

Manure

CalRecycle Contact: [John Loane](#) (916) 341-6327

[← Back](#)



SWIS Facility/Site Activity Details

Compost Solutions, Inc. (11-AA-0034)

[Summary](#)

[Details](#)

[Activities](#) 1

[Inspections](#) 124

[Enforcement Actions](#) 2

[Documents](#) 32

Activity

Composting Facility (Mixed)

Classification

Solid Waste Facility

Category

Composting

Operational Status

Active

Regulatory Status

Permitted

Ceased Operation Date

--

Closure Type

--

Inspection Frequency

Monthly

Max. Permitted Throughput

5,200

Volume Unit Type

Tons per day

Remaining Capacity

--

Remaining Capacity Date

--

Max. Permit Capacity

50,000

Capacity Unit Type

Tons per year

Total Acreage

28.00

Disposal Acreage

--

Permitted Elevation

--

Elevation Type

--

Permitted Depth

--

Depth Type

--

WDR Landfill Class

--

Waste Types

Sludge (BioSolids)

Manure

Green Materials

Agricultural

CalRecycle Contact: [John Loane](#) (916) 341-6327

[← Back](#)



SWIS Facility/Site Activity Details

K & S Spreading (11-AA-0038)

[Summary](#)

[Details](#)

[Activities](#) 1

[Inspections](#) 16

[Enforcement Actions](#) 0

[Documents](#) 0

Activity

Agricultural Material Composting Operation

Classification

Solid Waste Operation

Category

Composting

Operational Status

Active

Regulatory Status

Notification

Ceased Operation Date

--

Closure Type

--

Inspection Frequency

Quarterly

Max. Permitted Throughput

100,000

Volume Unit Type

Cubic Yards

Remaining Capacity

--

Remaining Capacity Date

--

Max. Permit Capacity

200,000

Capacity Unit Type

Cubic Yards per year

Total Acreage

12.00

Disposal Acreage

--

Permitted Elevation

--

Elevation Type

--

Permitted Depth

--

Depth Type

--

WDR Landfill Class

--

Waste Types

Manure

Green Materials

Agricultural

CalRecycle Contact: [John Loane](#) (916) 341-6327

[← Back](#)



SWIS Facility/Site Activity Details

California Olive Ranch Composting Trial (11-AA-0037)

[Summary](#)

[Details](#)

[Activities](#) 1

[Inspections](#) 9

[Enforcement Actions](#) 0

[Documents](#) 3

Activity

Research Composting Operation

Classification

Solid Waste Operation

Category

Composting

Operational Status

Active

Regulatory Status

Notification

Ceased Operation Date

--

Closure Type

--

Inspection Frequency

Quarterly

Max. Permitted Throughput

500

Volume Unit Type

Tons

Remaining Capacity

--

Remaining Capacity Date

--

Max. Permit Capacity

--

Capacity Unit Type

--

Total Acreage

--

Disposal Acreage

--



Permitted Elevation

--

Elevation Type

--

Permitted Depth

--

Depth Type

--

WDR Landfill Class

--

Waste Types

Food Wastes

Agricultural

CalRecycle Contact: [John Loane](#) (916) 341-6327

[← Back](#)

